

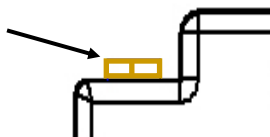




DIMENSIONS

Brass terminal: 14.3 mm wide, 4mm high

Screws: M6 (with lock washer and washer; works with 8mm ring lug)



168mm

Lightweight LiFePO4 battery with exclusive over discharge protection, over charge protection, short circuit protection, excessive cranking protection and built in cell balancing technology. All of these features are redundant with an LED battery fault light indicator. For use in charging systems that have an alternator with less than 160 amps output.



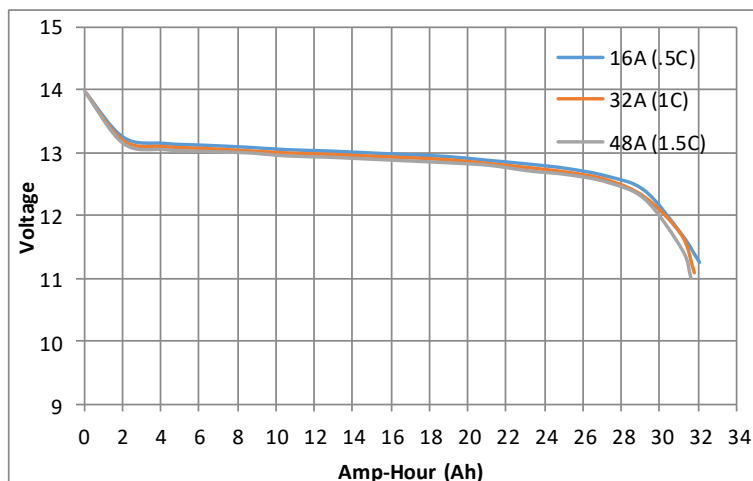
SPECIFICATIONS

Specifications

Voltage	13.2V
Capacity	32Ah (See charts)
Capacity vs Temperature	25 °C = 100% 0°C = 94% -30°C = 88%
Self-Discharge Rate	< 2% / month @ 25 °C
Pulse Crank Amps (PCA)	1600A (3 sec @ 25 °C, voltage >9V)
Cold Crank Amps (CCA)	760A (modified SAE test, 3 sec@ 0°F, volts >7.2V)
Continuous Discharge Amps	200A
Standard Charge Voltage	13.9 - 14.6 V
Maximum Charge Voltage	15V
Recommended Charge Amps	5 - 30A
Max Charge Amps	160A (from vehicle charging system)
Life (Charge cycles, 80% depth of discharge)	4000 cycles @ 1C discharge rate, 25°C 2000 cycles @ 10C discharge rate, 25°C
Life (Years)	Up to 8 Years
Weight	8.9 lb. (4Kg)
Dimensions	6.5 in (L) x 5.1 in (W) x 6.6 in (H) 166mm(L) x 129mm (W) x 168mm (H)
Environmental Rating (resistance to water intrusion)	IP 66 (wash down with a high pressure washer)
Operating Temperature	-30 °C to +60 °C
Storage Temperature	-40 °C to +70 °C

Discharge Characteristics

Discharge Ah (multiple discharge rates)



Discharge Minutes (multiple discharge rates)

